

# Getting Books from the Clark Co. Public Library

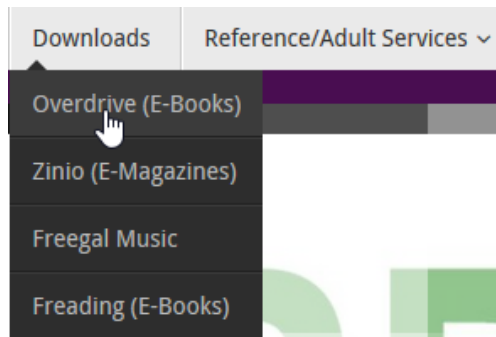


for Kindles, Kindle  
Touches and Kindle  
Paperwhites

## Getting Kindle Books from the Library

### All but last step is done entirely on a computer, not a Kindle

1. Go to [www.clarkbooks.org](http://www.clarkbooks.org)
2. Click on the Downloads tab along the top row.

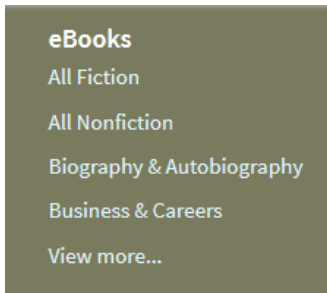


3. Click on Overdrive (E-Books) from the drop-down menu
  - a. It will direct you to KY Libraries Unbound page

4. Log in to your account

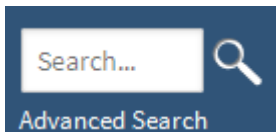


- a. Select Clark County Public Library
  - b. Enter in full library card # and PIN
5. Click on account at the top of the page
    - a. Click on settings on the right hand side of the page
    - b. Choose your default loan periods. You only need to do choose your loan periods if this is your first visit or if you want to change your default loan period.
  6. You can then search for e-books
    - a. You can browse for e-books



OR

b. Conduct an advanced search



i. Under format, select Kindle book.

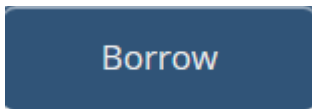


7. Find a book

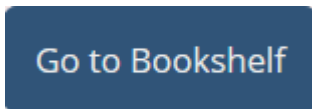
- a. If it says Place a Hold, an e-mail will be sent when available.
- b. If it says Borrow, the item is available to check out.

8. Checking out a book

- a. Once you click the Borrow button

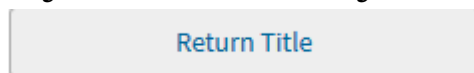


It will prompt you to go to your bookshelf



9. Get Kindle Book from Bookshelf

- a. If you accidentally chose the wrong item, you are able to



before you download.

- b. Click on Download and select Kindle Book from menu.

Download  
(Select one format)

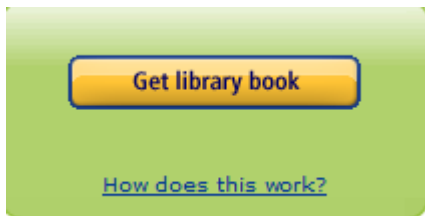
Kindle Book

Adobe EPUB eBook  
Expires: Oct 8, 2013 10:45PM

Adobe PDF eBook

[Confirm & Download](#)

- c. Click on Confirm & Download at the bottom of the menu.
- d. Clicking on “Confirm” will take you to amazon.com to download book.
- e. Click get library book and then sign in with your amazon account.



**Sign In**

What is your e-mail address?

My e-mail address is:

Do you have an Amazon.com password?

No, I am a new customer.

Yes, I have a password:  [Forgot your password?](#)

[Sign in using our secure server](#)

- f. Select the device you would like to send it to (most likely your name's kindle)

**Deliver to:**  [No wirel](#)

[lo](#)

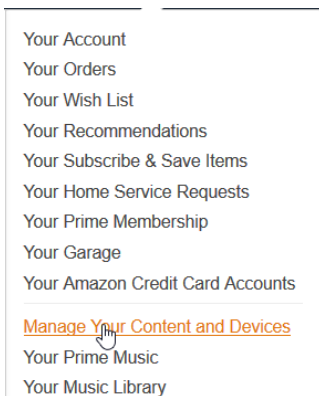
[Deliver](#)

- Ben's Kindle
- Ben's Kindle Cloud Reader**
- Ben's Kindle for PC (Home)
- Ben's Kindle for PC (Work)

- g. If you are currently connected to Wi-Fi, you will see a notification in a few moments that you have a new book. If you are currently not connected, the book will download the next time you are.
- h. Sometimes the book will say that the book can be downloaded by USB Cable only. The book MUST be downloaded to a computer. [See Kindle USB Instructions for more information.](#)

## Returning/Deleting a Book

To remove a book from your device, you must return to amazon.com and selecting “Manage Your Content and Devices” from the account drop-down menu



All your items (purchased and borrowed) will be listed. Select title borrowed from library (will have yellow “Borrowed” beside it)

Select	Actions	Title	Author	Date
<input type="checkbox"/>	<input data-bbox="142 1478 172 1507" type="button" value="..."/>	Thomas Jefferson: The Art of Power <b>Borrowed</b>	Jon Meacham	August 24, 2015
<input type="checkbox"/>	<input data-bbox="142 1539 172 1568" type="button" value="..."/>	Gone Girl: A Novel <b>Borrow Expired</b>	Gillian Flynn	August 18, 2015
<input type="checkbox"/>	<input data-bbox="142 1600 172 1629" type="button" value="..."/>	Once Upon a Time in Russia: The Rise of the Oligarchs-A True... <b>Borrow Expired</b>	Ben Mezrich	July 1, 2015

Select Actions button next to chosen book title and click on the “Return this book” option

Deliver

Download & transfer via USB

Clear furthest page read...

Return this book

Read Now

Buy Now

---

Clark County Public Library  
370 S. Burns Ave  
Winchester, KY 40391  
[www.clarkbooks.org](http://www.clarkbooks.org)  
[www.facebook.com/clarkbooks](http://www.facebook.com/clarkbooks)