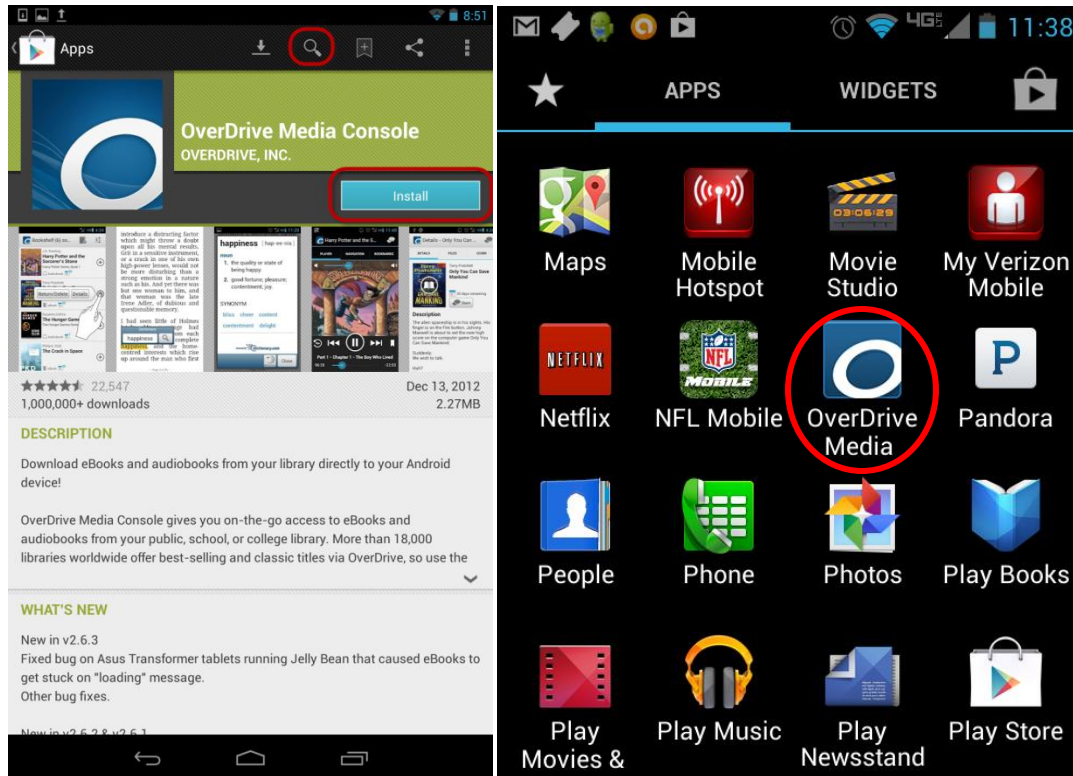


Getting Books from the Clark County Library on Android Devices

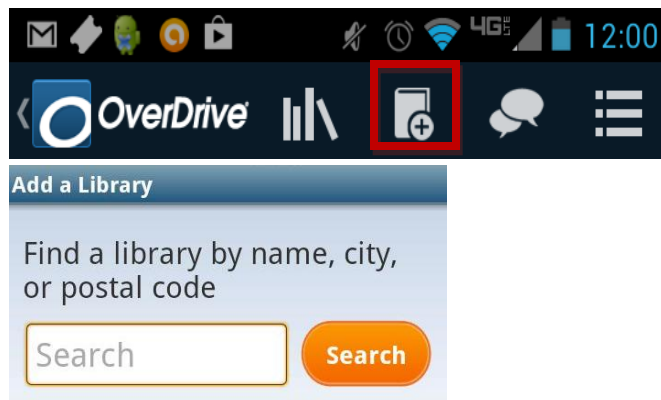
1. Go to Google Play Store



2. Download Overdrive Media Console




3. Click on Get Books



- a. Type in ZIP
- b. Select Clark County

4. Log in to your account
 - a. Select Clark County Public Library
 - b. Enter in full library card # (PIN not necessary)
5. Click on account at the top of the page



- a. Click on settings on the right hand side of the page



- b. Choose your default loan periods. You only need to do choose your loan periods if this is your first visit or if you want to change your default loan period.

Settings

Note: Please remember to 'Save' your changes before leaving this page.

Set your default lending options below

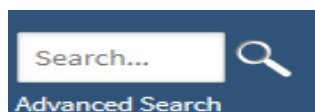
eBook:

7 days

14 days

21 days

6. You can then search for e-books



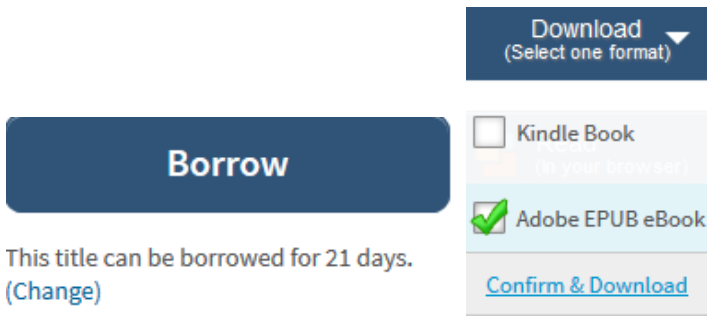
- a. All books found will work for your device

7. Find a book

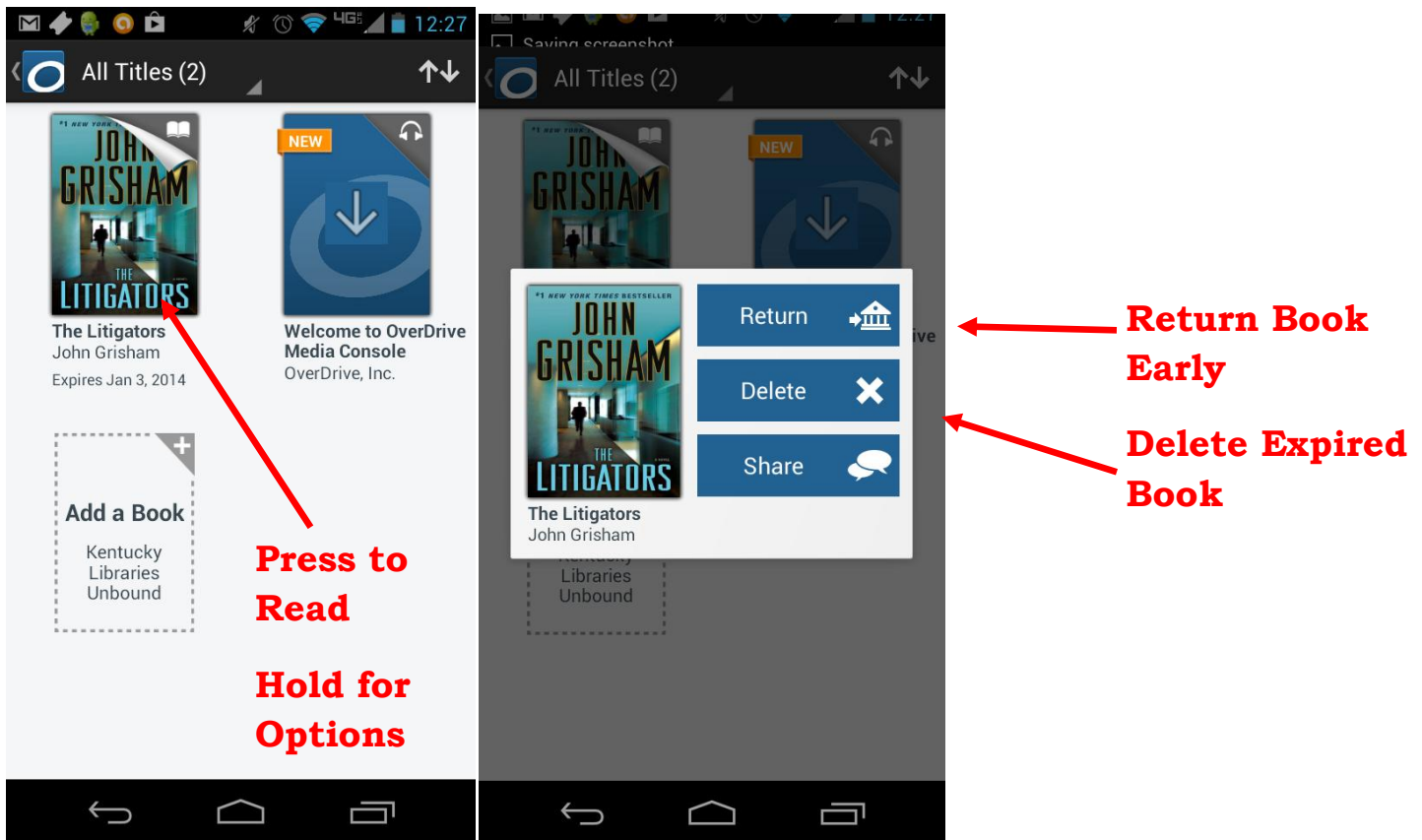
- a. If it says Place E-hold, enter in e-mail address for notification for when it is your turn.
- b. If it says Borrow, the item is available to check out.

8. Checking out a book

- a. Underneath the Borrow button will be displayed "This title can be borrowed for x days. (Change)" Click on change if you would like to change how long you would like the book for.
- b. Your Download screen appears. Click download and select EPUB or PDF



- c. Click on Borrow, a box will pop up saying the book has been added to your bookshelf.
- d. Go back to app, and it will be there



Removing Books

After your loan period has expired, the app will ask if you want to delete the item. If you are finished with an item early, you can return/delete it by pressing and holding on the cover.

Clark County Public Library
 370 S. Burns Ave
 Winchester, KY 40391
www.clarkbooks.org
www.facebook.com/clarkbooks